

Petrol ECU side

- 1) [F1] grey-black
- 2) [H1] yellow-black
- 3) [K1] purple-black
- 4) [K3] blue-black

Petrol ECU

- 5) [E1] green-black
- 6) [D4] red-black
- 7) [F4] brown-black
- 8) [H4] pink-black

Petrol injectors side

- 1) [G1] grey
- 2) [J1] yellow
- 3) [K2] purple
- 4) [K4] blue

- 5) [D1] green
- 6) [E4] red
- 7) [G4] brown
- 8) [J4] pink

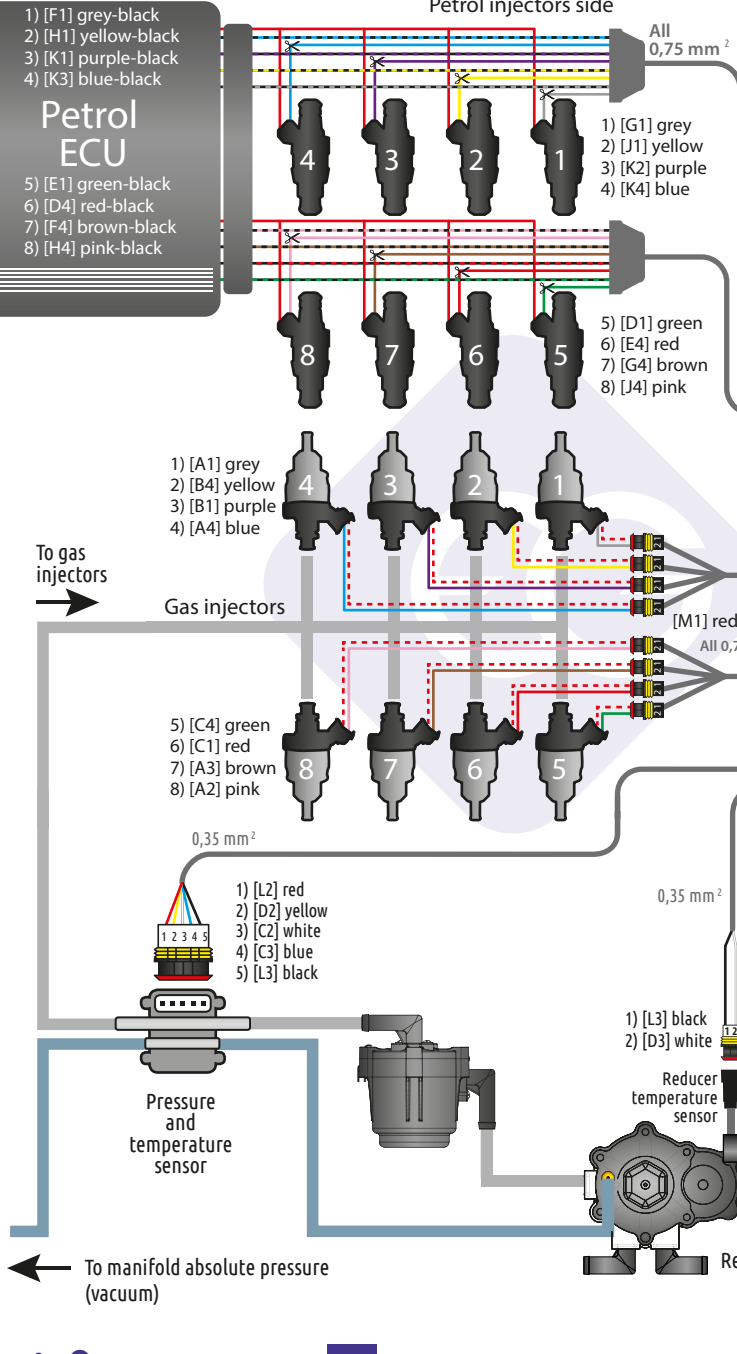
- 1) [A1] grey
- 2) [B4] yellow
- 3) [B1] purple
- 4) [A4] blue

- 5) [C4] green
- 6) [C1] red
- 7) [A3] brown
- 8) [A2] pink

- 1) [L2] red
- 2) [D2] yellow
- 3) [C2] white
- 4) [C3] blue
- 5) [L3] black



- 1) [L3] black
- 2) [D3] white

- 1) [E3] blue
- 2) [E2] yellow
- 3) [L3] black
- 4) [L2] red



A1	Gas Injector 1	A2	Gas Injector 8	A3	Gas Injector 7	A4	Gas Injector 4
B1	Gas Injector 3	B2	Lambda 1 signal	B3	Lambda 2 signal	B4	Gas Injector 2
C1	Gas Injector 6	C2	Gas absolute pressure	C3	Manifold Absolute Pressure (vacuum)	C4	Gas Injector 5
D1	Petrol Injector 5 (injector side)	D2	Gas temperature	D3	Reducer temperature	D4	Petrol Injector 6 (petrol ECU side)
E1	Petrol Injector 5 (petrol ECU side)	E2	Diagnostic interface Rx	E3	Diagnostic interface Tx	E4	Petrol Injector 6 (injector side)
F1	Petrol Injector 1 (petrol ECU side)	F2	RPM	F3	Gas level indication sensor	F4	Petrol Injector 7 (petrol ECU side)
G1	Petrol Injector 1 (injector side)	G2	OBDDII CAN L-line	G3	OBDDII CAN H-line	G4	Petrol Injector 7 (injector side)
H1	Petrol Injector 2 (petrol ECU side)	H2	Switch DATA	H3	Switch button	H4	Petrol Injector 8 (petrol ECU side)
J1	Petrol Injector 2 (injector side)	J2	+5V switch power supply	J3	OBDDII K-line	J4	Petrol Injector 8 (injector side)
K1	Petrol Injector 3 (petrol ECU side)	K2	Petrol injector 3 (injector side)	K3	Petrol Injector 4 (petrol ECU side)	K4	Petrol injector 4 (injector side)
L1	+12V ignition from the key	L2	+12V to [interface, mapsensor, level indication sensor]	L3	GND [interface, mapsensor, switch, reducer temp. sensor, level indication sensor]	L4	GND battery
M1	+12V to gas injectors	M2	+12V to solenoid valves	M3	Fuel pump	M4	+12V from battery

ID 0480306XX



Diagnostic interface

